

**DONNELL-KAY FOUNDATION**

730 17th Street, Suite 950

Denver, CO 80202

T: 720-932-1544

F: 303-534-5785

w: [www.dkfoundation.org](http://www.dkfoundation.org)

**C a p i t a l  
R e q u i r e m e n t s  
S u r v e y**

---

**Report of Results**

April 2005

Prepared by

---



---

**National Research Center, Inc.**

3005 30th St. • Boulder, CO 80301 • (303) 444-7863 • [www.n-r-c.com](http://www.n-r-c.com)

# Table of Contents

---

<b>Executive Summary</b> .....	<b>1</b>
<b>Background and Methods</b> .....	<b>3</b>
Background .....	3
Methods.....	3
Organization of the Report .....	4
<b>Facilities Characteristics</b> .....	<b>5</b>
Construction and Enrollment .....	5
Facility Condition and Adequacy .....	8
<b>The Costs of Improvements</b> .....	<b>12</b>
<b>Facilities Plan</b> .....	<b>14</b>
<b>Issues Faced by Superintendents</b> .....	<b>15</b>
<b>Appendix A: Detailed Methodology</b> .....	<b>17</b>
<b>Appendix B: Crosstabulations of Selected Survey Questions</b> .....	<b>19</b>
<b>Appendix C: Verbatim Responses to Open-ended Questions</b> .....	<b>21</b>
Superintendent Survey .....	21
Facilities Manger Survey.....	24
<b>Appendix D: Participating Districts</b> .....	<b>27</b>
<b>Appendix E: Survey Instruments</b> .....	<b>29</b>

## Executive Summary

---

### Background and Methods

- Colorado is one of only a handful of states that does not collect data on school buildings statewide. The Donnell-Kay Foundation has undertaken an ambitious multi-pronged statewide facilities evaluation project. As a part of this project, Donnell-Kay enlisted National Research Center, Inc. (NRC) to collect building-level data on all the schools in the state.
- In conjunction with the Colorado Association of School Executives (CASE), two surveys were emailed by the Donnell-Kay Foundation to each of the 178 school districts in the state. One survey was to be completed by the superintendent and the other by the district's facilities manager.
- Of the 178 school districts, 72 districts completed 55 superintendent surveys and 64 facilities manager surveys. These 72 districts represent approximately 424,978 students (or 59% of Colorado's student population).
- Survey responses were weighted so that the educational region, the per pupil assessed value and total student enrollment (as provided on the Colorado Department of Education's Web site) were represented in the proportions reflective of the entire state. The weighting scheme was developed in an effort to better represent the current condition of the facilities in the state, as well as to provide an estimate of current capital need.

### Results

- The average school facility in Colorado was built in 1967 of concrete masonry as a single floor building. Additionally, facilities managers reported that just under half of the facilities (49%) had air-conditioning and about 23% of facilities had at least one temporary structure. Forty-six percent of the facilities were running at 75% student capacity or less; 9% percent were over capacity.
- When asked to rate the overall physical condition, facilities managers rated 37% of the facilities as less than "good," and rated the overall functional adequacy of 25% of the facilities as "inadequate."
- Superintendents rated the overall educational adequacy of 19% of elementary schools, 23% of middle schools and 21% of high schools as "inadequate." About one-third of all schools were rated "inadequate" by superintendents for their accommodation of technology in instruction.
- Facilities managers reported about \$2.1 billion in capital needs, and superintendents reported about \$297 million needed for deferred maintenance. Using amounts reported by the facilities managers and superintendents, an estimate of the total need for the entire state was calculated based on each region's student enrollment. For the entire state, the overall cost of capital needs was estimated to be about \$5.7 billion, and the total needed for deferred maintenance was estimated to be about \$1.3 billion.

- Fifty-nine percent of districts have a written long-range facilities plan; 58% of the plans have been submitted to the State Department of Education for the Capital Construction grant program.
- Sixty-nine percent of superintendents reported school funding as the most pressing issue facing their school districts; 21% reported raising school achievement as the most pressing issue.
- Ninety-two percent of superintendents reported that school facilities were “essential” or “very important” to the academic and social success of students.

---

## B a c k g r o u n d   a n d   M e t h o d s

---

### B a c k g r o u n d

The state auditor's office recently reported that Colorado has a \$4.7 billion backlog of school building capital construction/renewal needs. Unlike most other states, Colorado relies almost exclusively on local property taxes to build and renovate the school buildings. Additionally, Colorado is one of only a handful of states that does not collect data on school buildings statewide. The Donnell-Kay Foundation has undertaken an ambitious multi-pronged statewide facilities evaluation project. As a part of this project, Donnell-Kay enlisted National Research Center, Inc. (NRC) to collect building-level data on all the schools in the state.

### M e t h o d s

In conjunction with the Colorado Association of School Executives (CASE), two Microsoft Excel®-based surveys were emailed by NRC on behalf of Donnell-Kay to each of the 178 school districts in the state. One survey was to be completed by the superintendent and the other by the district's facilities manager. The surveys asked some specifics about each district's budget (e.g., the amount spent on maintenance, etc.) and some specifics about the facilities (when the schools in each district were built, what the capital needs are, etc.).

Of the 178 school districts, 72 districts completed either a superintendent survey, a facilities manager survey or both surveys. In total, 119 surveys were received: 55 superintendent surveys and 64 facilities manager surveys. Based on school data provided on the Colorado Department of Education's Web site, these 72 districts represent approximately 424,978 students (or 59% of Colorado's student population). The facilities manager survey detailed 956 out of the approximately 1,600 school facilities in the state, or about 60%. (It should be noted that, as there is no central repository of school facility data, the 1,600 facilities previously mentioned is a rough estimate. This study was designed as a first-step toward creating this repository.)

Survey responses were weighted so that the educational region, the per pupil assessed value and total student enrollment (as provided on the Colorado Department of Education's Web site) were represented in the proportions reflective of the entire state. Details of the weighting scheme can be found in Appendix A: Detailed Methodology.

Additionally, some districts were unable to report certain data at the level of detail required by the surveys. Specifically, in the facilities manager survey, respondents were asked to detail the overall costs of capital needs along with a break-down of these costs into five areas for each facility in the district. In some cases, only the total amount of capital costs was provided by the district; this total amount was distributed evenly among all the facilities in the district.

## Organization of the Report

For the most part, this report has been organized thematically: facilities characteristics, facility adequacy, costs, etc. Overall, the superintendent and the facilities manager surveys were designed to best reflect the knowledge and expertise of their intended audiences. In some instances, similar questions were asked of both the superintendents and facilities managers. Where possible, these similar questions have been presented together with the results designated as having been report by either superintendents or facilities managers.

## Facilities Characteristics

### Construction and Enrollment

The following tables detail the overall physical characteristics of the school facilities across the state. The average school facility in Colorado was built in 1967 of concrete masonry as a single floor building. Just under half of the facilities (49%) had air-conditioning. Forty-six percent of the facilities were running at 75% student capacity or less.

Building Description as Reported by Facilities Managers	Percent of respondents
Elementary School	41%
Middle School	12%
High School	11%
K-8	1%
Alternative	3%
Administrative	5%
Other*	26%
Total	100%

\* See Appendix C: Verbatim Responses to Open-ended Questions for the responses to "other."

Total Number of School Facilities in District as Reported by District Superintendents						
	None	1	2	3	4 or more	Total
Elementary Schools	11%	54%	16%	5%	13%	100%
Middle or K-8 Schools	12%	75%	6%	4%	2%	100%
High Schools	9%	83%	3%	3%	2%	100%

Construction Type as Reported by Facilities Managers	Percent of respondents
Concrete Masonry	67%
Pre-engineered Metal	12%
Wood Frame	5%
Other*	16%
Total	100%

\* See Appendix C: Verbatim Responses to Open-ended Questions for the responses to "other."

Number of Buildings as Reported by Facilities Managers	Percent of respondents
1	83%
2	10%
3	4%
4	1%
5 or more	2%
Total	100%

Number of Floors as Reported by Facilities Managers	Percent of respondents
1	77%
2	20%
3 or more	9%

<b>Year Original Facility Built as Reported by Facilities Managers</b>	<b>Percent of respondents</b>
Before 1900	0%
1900 to 1939	13%
1940 to 1969	41%
1970 to 1999	40%
2000 or later	6%
Total	100%
Average year built	1967

<b>Renovation Years as Reported by Facilities Managers</b>	<b>Percent of respondents</b>
Before 1940	1%
1940 to 1959	4%
1960 to 1979	11%
1980 to 1999	25%
2000 or later	16%
No major additions	59%

*\*Total may exceed 100% as respondents could enter multiple renovation years.*

<b>Year of Last Major Renovation as Reported by Facilities Managers</b>	<b>Percent of respondents</b>
Before 1900	1%
1900 to 1939	1%
1940 to 1969	6%
1970 to 1999	52%
2000 or later	40%
Total	100%
Average last renovation year	1995

<b>Total Gross Building Area as Reported by Facilities Managers</b>	<b>Percent of respondents</b>
10,000 sq. ft. or less	18%
10,000 to 49,999 sq. ft.	44%
50,000 to 99,999 sq. ft.	25%
100,000 to 149,999 sq. ft.	7%
150,000 to 199,999 sq. ft.	3%
200,000 to 299,999 sq. ft.	2%
300,000 sq. ft. or more	1%
Total	18%

<b>Facility Has Air-conditioning as Reported by Facilities Managers</b>	<b>Percent of respondents</b>
Yes	49%
No	51%
Total	100%

<b>Number of Portable/temporary Structures as Reported by Facilities Managers</b>	<b>Percent of respondents</b>
None	77%
1	7%
2	8%
3	4%
4	2%
5 or more	2%
Total	100%

<b>Total Area of Portable/temporary Structures as Reported by Facilities Managers</b>	<b>Percent of respondents</b>
Less than 1,500 sq. ft.	21%
1,500 to 2,499 sq. ft.	24%
2,500 to 4,999 sq. ft.	31%
5,000 to 9,999 sq. ft.	17%
10,000 sq. ft. or more	7%
Total	100%

<b>Rated Student Capacity as Reported by Facilities Managers</b>	<b>Percent of respondents</b>
Less than 250	21%
250 to 499	35%
500 to 999	36%
1,000 to 1,999	6%
2,000 or higher	1%
Total	100%

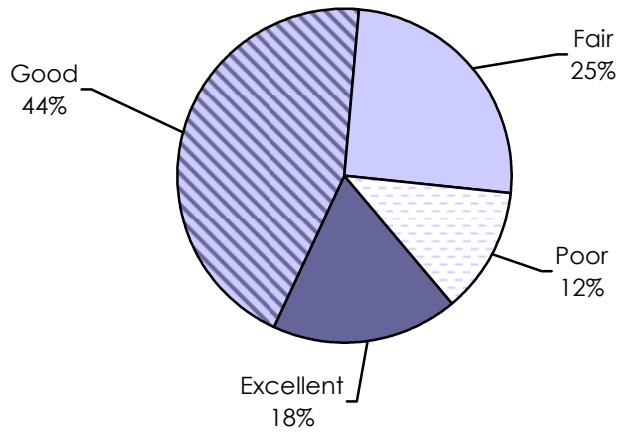
<b>Number of Students Enrolled as Reported by Facilities Managers</b>	<b>Percent of respondents</b>
Less than 250	38%
250 to 499	36%
500 to 999	21%
1,000 to 1,999	4%
2,000 or higher	1%
Total	100%
Average student enrollment	399

<b>Percent Capacity as Reported by Facilities Managers</b>	<b>Percent of respondents</b>
Less than 75%	46%
75% to 89%	27%
90% to 99%	10%
100%	8%
More than 100%	9%
Total	100%
Average capacity	77%

## Facility Condition and Adequacy

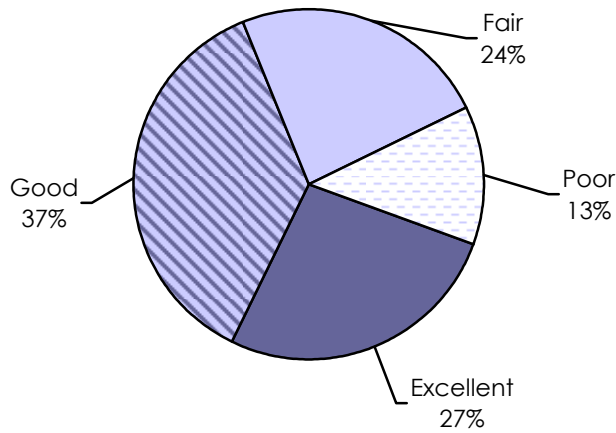
Facilities managers were asked to rate the overall physical condition of the school facilities. In a similar question, the superintendents were asked to rate how the community would rate the quality of the facilities in the district.

**Overall Physical Condition of Facilities\***



\*as rated by Facilities Managers

**How do you think people in your community rate the quality of the facilities in your school district?\***

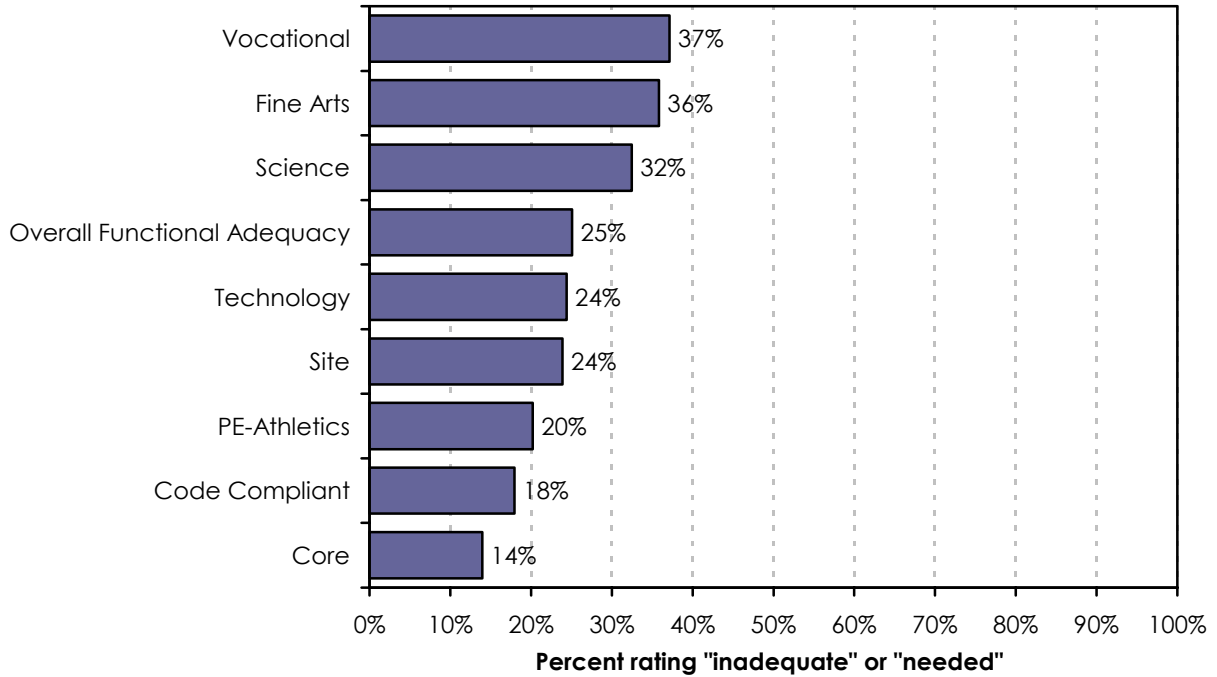


\*\*as rated by District Superintendents

### Functional Adequacy

Facilities managers were asked to rate the overall functional adequacy (how well the site functions in the performance of its mission and use) of the facilities in their districts, as well as eight focus areas.

**Functional Inadequacy as Reported by Facilities Managers**



Functional Adequacy as Reported by Facilities Managers						
	Very adequate	Adequate	Inadequate	Very inadequate	Needed, but does not yet exist	Total
Vocational	16%	47%	30%	4%	2%	100%
Fine Arts	12%	53%	31%	4%	1%	100%
Science	23%	45%	27%	5%	0%	100%
Overall Functional Adequacy	20%	55%	19%	6%	0%	100%
Technology	25%	50%	22%	2%	0%	100%
Site	13%	63%	15%	9%	0%	100%
PE-Athletics	20%	60%	9%	5%	6%	100%
Code Compliant	20%	62%	15%	3%	0%	100%
Core	19%	67%	12%	1%	1%	100%

### Educational Adequacy

Superintendents were asked to rate the educational adequacy of the facilities in their district by school level (Elementary, Middle and High) in each of 11 curriculum areas, as well as the overall educational adequacy.

<b>Elementary Schools with Inadequate Facilities by Curriculum Areas as Reported by District Superintendents</b>	
	<b>Percent inadequate</b>
English	6%
Social Science	11%
Math	7%
Foreign Language	45%
Science	29%
Music/Art	30%
Physical Education	12%
Special Education	13%
Pre-School	9%
After School	32%
Overall Educational Adequacy	19%

<b>Middle Schools with Inadequate Facilities by Curriculum Areas as Reported by District Superintendents</b>	
	<b>Percent inadequate</b>
English	8%
Social Science	12%
Math	10%
Foreign Language	39%
Science	30%
Music/Art	34%
Physical Education	14%
Special Education	17%
Pre-School	13%
After School	39%
Overall Educational Adequacy	23%

<b>High Schools with Inadequate Facilities by Curriculum Areas as Reported by District Superintendents</b>	
	<b>Percent inadequate</b>
English	18%
Social Science	8%
Math	19%
Foreign Language	19%
Science	32%
Music/Art	35%
Physical Education	8%
Special Education	11%
Pre-School	9%
After School	28%
Overall Educational Adequacy	21%

### **Spatial and Technological Adequacy**

Superintendents were asked to rate how adequate or inadequate the schools facilities were in terms of their capacity or space and technology instruction.

<b>Inadequate Space in Facilities by School Type as Reported by District Superintendents</b>	
<b>How many of the school facilities in your school district fall into each of the following levels of adequacy for space, in respect to the school's enrollment?</b>	<b>Percent inadequate</b>
Elementary Schools	30%
Middle or K-8	20%
High School	23%

<b>Inadequate Technology in Facilities by School Type as Reported by District Superintendents</b>	
<b>How many of your district's school buildings fall into each of the following levels of adequacy for their accommodation of technology in instruction?</b>	<b>Percent inadequate</b>
Elementary Schools	37%
Middle or K-8	33%
High School	34%

## The Costs of Improvements

Superintendents were asked to report the total amount spent on capital improvements within their district over the last three years, as well as the sources of these funds.

<b>Amount Spent on Capital Construction in Last Three Years as Reported by District Superintendents</b>	
<b>During the last three years, how much money has been spent on capital construction in your district, including new buildings, replacement, renovation, remodel and technology?</b>	<b>Percent of respondents</b>
\$1 to \$9,999	0%
\$10,000 to \$49,000	2%
\$50,000 to \$99,999	2%
\$100,000 to \$499,999	31%
\$500,000 to \$999,999	14%
\$1M to \$4.9M	32%
\$5M to \$9.9M	6%
\$10M or more	13%
Total	100%

<b>Sources of Capital Construction Funds as Reported by District Superintendents</b>				
<b>Please indicate what amounts of this money came from the following sources:</b>	<b>Bond</b>	<b>Mill levy override</b>	<b>Capital reserve</b>	<b>Other (e.g., operating fund, other grants, lease/purchase, etc.)</b>
\$1 to \$9,999	0%	0%	0%	0%
\$10,000 to \$49,000	0%	72%	7%	5%
\$50,000 to \$99,999	0%	0%	3%	28%
\$100,000 to \$499,999	17%	28%	47%	32%
\$500,000 to \$999,999	0%	0%	23%	8%
\$1M to \$4.9M	39%	0%	17%	24%
\$5M to \$9.9M	14%	0%	1%	3%
\$10M or more	29%	0%	1%	0%
Total	100%	100%	100%	100%

<b>Allocation of Capital and Insurance Reserve as Reported by District Superintendents</b>				
<b>How has your district allocated its capital and insurance reserve funding for FY04?</b>	<b>Capital (including facilities maintenance and renewal)</b>	<b>Technology</b>	<b>Insurance</b>	<b>Remain in reserve for future use</b>
1% to 24%	51%	87%	67%	67%
25% to 49%	27%	13%	26%	16%
50% to 74%	10%	0%	7%	12%
75% to 99%	11%	0%	0%	5%
100%	1%	0%	0%	0%
Total	100%	100%	100%	100%
Average allocation	29%	6%	11%	18%

Superintendents and facility managers were asked to estimate the costs for improvements to the facilities in their districts. Superintendents were asked the overall total for deferred maintenance, while facilities managers were asked to provide the costs in four areas (health and safety, deferred maintenance, capacity increase and educational program improvement) and the overall cost of capital needs.<sup>1</sup>

<b>Capital Needs of Facilities as Reported by Facilities Managers</b>						
<b>Capital needs</b>	<b>Overall Cost of Capital Needs</b>	<b>Health and Safety</b>	<b>Deferred Maintenance/ Capital Renewal</b>	<b>Capacity Increase</b>	<b>Educational Program Improvements</b>	
\$1 to \$9,999	1%	3%	1%	2%	2%	
\$10,000 to \$49,000	4%	11%	5%	2%	13%	
\$50,000 to \$99,999	3%	15%	9%	3%	23%	
\$100,000 to \$500,000	31%	51%	39%	50%	23%	
\$500,000 to \$999,999	15%	12%	12%	12%	9%	
\$1M to \$4.9M	29%	7%	34%	28%	29%	
\$5M to \$9.9M	15%	1%	1%	2%	2%	
\$10M or more	2%	0%	0%	3%	1%	
Total	100%	100%	100%	100%	100%	
Reported subtotal*	\$2,196,896,835	\$130,790,429	\$964,454,616	\$345,486,612	\$455,355,324	
Estimated total*	\$5,710,119,223	\$399,194,238	\$2,039,147,252	\$1,589,390,047	\$1,003,116,358	

\*Unweighted

<b>Estimated Amount Needed for Deferred Maintenance as Reported by District Superintendents</b>	
<b>What is the estimated total amount of funding needed for deferred maintenance in your district?</b>	<b>Percent of respondents</b>
\$1 to \$9,999	14%
\$10,000 to \$49,000	1%
\$50,000 to \$99,999	5%
\$100,000 to \$499,999	29%
\$500,000 to \$999,999	13%
\$1M to \$4.9M	19%
\$5M to \$9.9M	15%
\$10M or more	4%
Total	100%
Reported subtotal needed for deferred maintenance*	\$296,679,809
Estimated total needed for deferred maintenance*	\$1,271,973,209

\*Unweighted

<sup>1</sup> The subtotals and estimated totals have been calculated on the unweighted data. The subtotals reflect the actual amount of capital costs of those districts reporting data. The estimated totals have been calculated based on the student enrollment within each of the eight educational regions as defined by the Colorado Department of Education.

## F a c i l i t i e s   P l a n

Superintendents were asked whether or not there was a written long-range facilities plan for the district, and whether or not the plan had been submitted to the Colorado Department of Education for the capital construction grant program. Superintendents also reported the facilities maintenance budget for fiscal year 2004.

<b>Long Range Facilities Plan as Reported by District Superintendents</b>	
<b>Do you have a written long range facilities plan for the district?</b>	<b>Percent of respondents</b>
Yes	59%
No	41%
Total	100%

<b>Year Long Rang Plan was Completed as Reported by District Superintendents</b>	
<b>When was this plan completed?</b>	<b>Percent of respondents</b>
Before 2000	1%
2000 to 2002	19%
2003 to 2004	10%
2005	69%
After 2005	1%
Total	1%

<b>Long Range Facilities Plan Submitted to the State Department of Education as Reported by District Superintendents</b>	
<b>Has a copy of the plan been submitted to the State Department of Education, Capital Construction?</b>	<b>Percent of respondents</b>
Yes	58%
No	42%
Total	100%

<b>Facilities Maintenance Budget for FY05 as Reported by District Superintendents</b>	
<b>What is your FY 05 budget for facilities maintenance?</b>	<b>Percent of respondents</b>
\$1 to \$9,999	10%
\$10,000 to \$49,000	4%
\$50,000 to \$99,999	8%
\$100,000 to \$499,999	58%
\$500,000 to \$999,999	3%
\$1M to \$4.9M	13%
\$5M to \$9.9M	3%
\$10M or more	1%
Total	100%

## I s s u e s   F a c e d   b y   S u p e r i n t e n d e n t s

Superintendents were asked about the importance of facilities to the academic and social success of students, as well as their importance to attracting and retaining quality school personnel. Additionally, they were asked to identify the most pressing issue currently facing their district. Superintendents were also asked to rate the qualities of an effective superintendent.

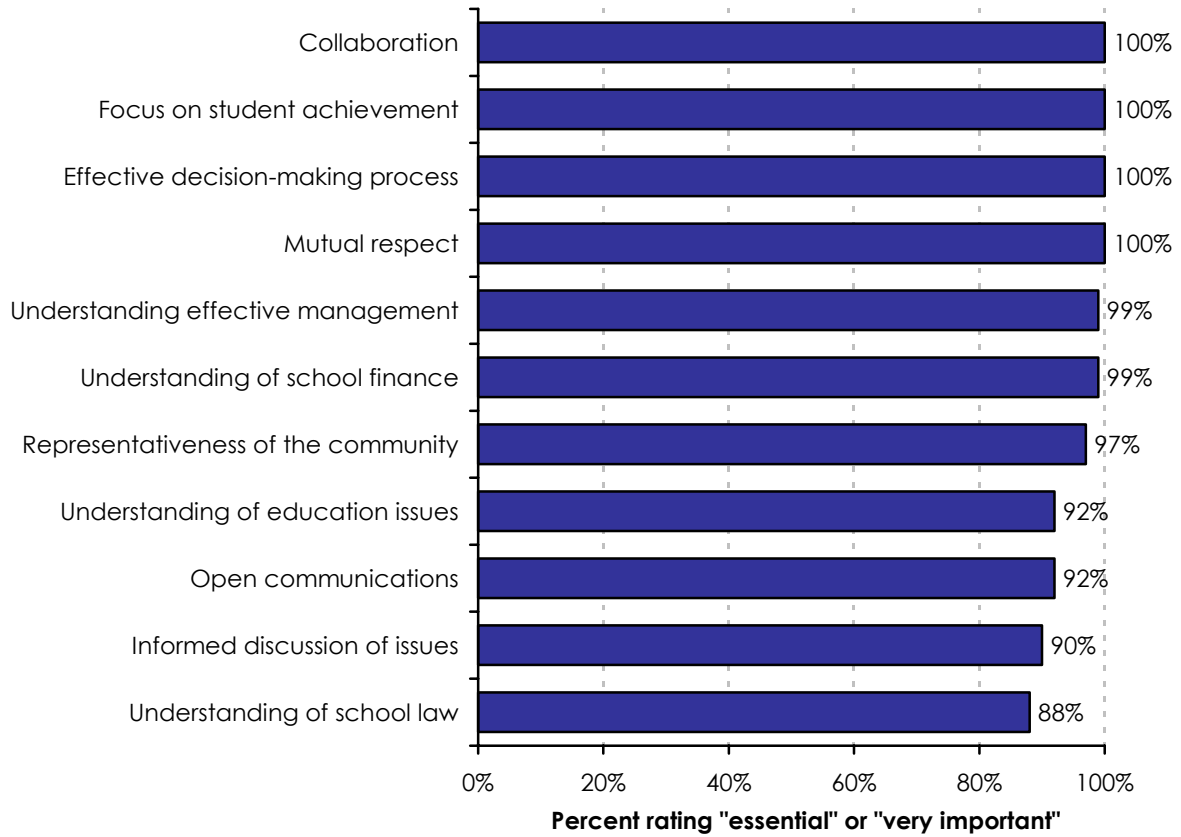
<b>Importance of School Facilities as Reported by District Superintendents</b>					
	Essential	Very important	Somewhat important	Not at all important	Total
How important do you think school facilities are to the academic and social success of students?	60%	32%	7%	0%	100%
How important do you think facilities are to a district's ability to attract and retain quality teachers and principals?	35%	54%	11%	0%	100%

<b>Most Pressing Issue Facing District as Reported by District Superintendents</b>	
Which of the following is the most pressing issue facing your school district these days?	Percent of respondents
School funding	69%
Raising student achievement	21%
Teacher quality	8%
Communication with community residents	2%
Total	100%

<b>Inadequate Financial Resources as Reported by District Superintendents</b>	
Has inadequate financial resources been a source of serious disappointment to you as a superintendent?	Percent of respondents
Yes	76%
No	24%
Total	100%

<b>Ballot Measures within the Next Three Years as Reported by District Superintendents</b>	
Do you anticipate putting a revenue increase measure on the ballot in your district within the next three years?	Percent of respondents
Yes	42%
No	58%
Total	100%

**Importance of Characteristics as Rated by Superintendents**



Importance of Characteristics of an Effective Superintendent					
Please rate the importance of the following characteristics to being an effective superintendent:	Essential	Very important	Somewhat important	Not at all important	Total
Collaboration with school board and management team	96%	4%	0%	0%	100%
Focus on student achievement	90%	10%	0%	0%	100%
Effective decision-making process	63%	37%	0%	0%	100%
Mutual respect and respect for teachers, administrators and school board members	78%	22%	0%	0%	100%
Understanding effective management	34%	65%	1%	0%	100%
Understanding of school finance	65%	34%	1%	0%	100%
Representativeness of the community	38%	59%	3%	0%	100%
Understanding of education issues	64%	28%	8%	0%	100%
Open communications	52%	40%	7%	0%	100%
Informed discussion of issues	53%	37%	10%	0%	100%
Understanding of school law	42%	46%	12%	0%	100%

## **A p p e n d i x A : D e t a i l e d M e t h o d o l o g y**

In conjunction with the Colorado Association of School Executives (CASE), two Microsoft Excel®-based surveys were emailed to each of the 178 school districts in the state. One survey was to be completed by the superintendent and the other by the district's facilities manager. A Web site was created outlining the instructions for downloading and completing the surveys. Respondents were instructed to complete the surveys and forward them to National Research Center, Inc.

Of the 178 school districts, 72 districts completed either a superintendent survey, a facilities manager survey or both surveys. In total, 119 surveys were received: 55 superintendent surveys and 64 facilities manager surveys. Based on school data provided on the Colorado Department of Education's Web site, these 72 districts represent approximately 424,978 students (or 59% of Colorado's student population). The facilities manager survey detailed 956 out of the approximately 1,600 school facilities in the state, or about 60%. (It should be noted that, as there is no central repository of school facility data, the 1,600 facilities previously mentioned is a rough estimate. This study was designed as a first-step toward creating this repository.)

Survey responses were weighted so that the educational region, the per pupil assessed value and total student enrollment (as provided on the Colorado Department of Education's Web site) were represented in the proportions reflective of the entire state. Results of the weighting scheme appear in the table on the following page.

Additionally, some districts were unable to report certain data at the level of detail required by the surveys. Specifically, in the facilities manager survey, respondents were asked to detail the overall costs of capital needs along with a break-down of these costs into five areas for each facility in the district. In some cases, only the total amount of capital costs was provided by the district; this total amount was distributed evenly among all the facilities in the district.

<b>Weighting Table for the Donnell-Kay Capital Requirements Survey</b>						
	Percent of Student Population*	Superintendent Survey		Facility Manager Survey		
		Unweighted	Weighted	Unweighted	Weighted	
<b>Region</b>						
Metro	53%	19%	53%	42%	53%	
North Central	13%	1%	13%	1%	13%	
Northeast	2%	1%	2%	1%	2%	
Northwest	4%	0%	4%	1%	4%	
Pikes Peak	18%	3%	18%	13%	18%	
Southeast	2%	0%	2%	0%	2%	
Southwest	3%	2%	3%	1%	3%	
West Central	5%	0%	5%	0%	5%	
Total	100%	26%	100%	59%	100%	
<b>Per Pupil Assessed Value</b>						
Less than \$50k	22%	2%	17%	10%	19%	
\$50K to \$99K	58%	13%	55%	37%	55%	
\$100k to \$149k	15%	10%	14%	10%	13%	
\$150k or more	5%	2%	14%	2%	13%	
Total	100%	26%	100%	59%	100%	
<b>Student Enrollment</b>						
Less than 500	3%	1%	6%	1%	6%	
500 to 999	3%	1%	6%	1%	6%	
1,000 to 4,999	14%	4%	22%	3%	22%	
5,000 or more	80%	20%	66%	53%	67%	
Total	100%	26%	100%	59%	100%	

\*Source: Colorado Department of Education

## Appendix B: Crosstabulations of Selected Survey Questions

Capital Needs as Reported by Facilities Managers					
Reported subtotal for responding districts*					
	Overall Cost of Capital Needs	Health and Safety	Deferred Maintenance/ Capital Renewal	Capacity Increase	Educational Program Improvements
Metro	\$1,715,281,639	\$73,970,096	\$865,065,990	\$227,020,308	\$402,422,245
North Central	\$80,225,000	\$6,255,000	\$4,990,000	\$62,200,000	\$800,000
Northeast	\$17,708,500	\$2,181,000	\$8,850,000	\$19,310,000	\$4,387,500
Northwest	\$57,106,003	\$12,457,783	\$12,900,042	\$3,050,000	\$28,630,174
Pikes Peak	\$254,454,193	\$20,256,050	\$63,827,584	\$29,401,304	\$15,145,405
Southeast	\$2,855,000	\$275,000	\$1,020,000	\$5,000	\$1,620,000
Southwest	\$68,191,500	\$15,320,500	\$7,426,000	\$4,000,000	\$2,225,000
West Central	\$1,075,000	\$75,000	\$375,000	\$500,000	\$125,000
Total	\$2,196,896,835	\$130,790,429	\$964,454,616	\$345,486,612	\$455,355,324

\*Unweighted data

Capital Needs as Reported by Facilities Managers					
Estimated total for Colorado*					
	Overall Cost of Capital Needs	Health and Safety	Deferred Maintenance/ Capital Renewal	Capacity Increase	Educational Program Improvements
Metro	\$3,400,016,234	\$146,622,875	\$1,714,726,225	\$449,997,666	\$797,677,848
North Central	\$1,260,550,616	\$98,282,881	\$78,406,327	\$977,329,365	\$12,570,153
Northeast	\$59,922,368	\$7,380,110	\$29,946,803	\$65,341,555	\$14,846,508
Northwest	\$236,367,929	\$51,564,113	\$53,394,670	\$12,624,280	\$118,503,390
Pikes Peak	\$430,674,192	\$34,284,198	\$108,030,812	\$49,762,917	\$25,634,221
Southeast	\$36,937,789	\$3,557,931	\$13,196,688	\$64,690	\$20,959,446
Southwest	\$242,561,221	\$54,495,930	\$26,414,724	\$14,228,238	\$7,914,457
West Central	\$43,088,875	\$3,006,201	\$15,031,003	\$20,041,337	\$5,010,334
Total	\$5,710,119,223	\$399,194,238	\$2,039,147,252	\$1,589,390,047	\$1,003,116,358

\*Unweighted data. Estimated total for the state was based on the total student enrollment by educational region.

<b>Estimated Amount of Needed for Deferred Maintenance as Reported by District Superintendents</b>		
<b>What is the estimated total amount of funding needed for deferred maintenance in your district?</b>	<b>Reported subtotal for responding districts*</b>	<b>Estimated total for Colorado*</b>
Metro	\$227,157,000	\$634,604,873
North Central	\$18,820,000	\$296,102,971
Northeast	\$4,950,861	\$19,256,121
Northwest	\$6,462,042	\$74,664,086
Pikes Peak	\$21,234,906	\$156,167,269
Southeast	\$1,385,000	\$9,400,438
Southwest	\$15,085,000	\$32,041,962
West Central	\$1,585,000	\$49,735,489
<b>Total</b>	<b>\$296,679,809</b>	<b>\$1,271,973,209</b>

\*Unweighted data. Estimated total for the state was based on the total student enrollment by educational region.

<b>Overall Functional Adequacy as Reported by Facilities Managers</b>	
	<b>Percent inadequate</b>
Metro	31%
North Central	29%
Northeast	15%
Northwest	15%
Pikes Peak	26%
Southeast	4%
Southwest	53%
West Central	0%

<b>Overall Educational Adequacy as Reported by District Superintendents</b>			
	<b>Percent inadequate</b>		
	<b>Elementary: Overall Educational Adequacy</b>	<b>Middle or K-8: Overall Educational Adequacy</b>	<b>High School: Overall Educational Adequacy</b>
Metro	8%	0%	0%
North Central	16%	31%	0%
Northeast	0%	4%	4%
Northwest	0%	0%	37%
Pikes Peak	19%	19%	22%
Southeast	0%	0%	21%
Southwest	24%	34%	54%
West Central	43%	43%	33%

## Appendix C: Verbatim Responses to Open-ended Questions

The verbatim responses to the open-ended survey questions appear below. The number in parentheses following a response represents the unweighted count.

### Superintendent Survey

#### Question 7: Please indicate what amounts of this money came from the following sources:

##### Responses to "other"

- Cap. Const. Grant
- Grants (2)
- Local grants, state capital construction grants(2)cop's and federal FEMA grant.
- State construction grant & lease purchase loan
- General fund
- other grants
- State capital construction grant
- Cede capital const

#### Question 18: How do you feel about the future of education in your school district?

- Enrollment fluctuates, facilities need upgrading, but we have always been able to "get by". Funding is a major issue that needs to be resolved. We are doing good things, but it's hard to keep teachers and improve curriculum without adequate funding.
- Guarded
- Questionable
- Good, but adequate funding to retain quality teachers and adequate facilities is essential.
- Encouraged
- We are facing a huge gap between the politics in education and the expectations of the community.
- Very positive
- Common focus or vision is necessary for student growth and opportunity
- Extremely positive and hopeful
- Optimistic
- I feel very positive.
- Funding will determine the future of education in Colorado and across the nation.
- Good, but all of our employee groups are underpaid when compared to comparable districts and that will continue to be an area that we will not be able to correct if the state does not get their funding problems fixed. I hate that tabor has pitted higher education against k-12. The voters need to be aware that we need more money retained at the state levels so that we can adequately fund all of our programs. Our voters in this district have been very supportive of more money for school facilities and we have passed an override up to the 20% limit but we continue to need more money to just keep up with the increases in health insurance, utilities, and fuel prices.
- Hopeful
- We have a very low assessed evaluation which has made it hard to keep up with the facility needs. Student enrollment has steadily increased and is expected to make a dramatic increase in the next two or three years. This will create a severe stress to provide adequate student learning environments.
- Very comfortable
- We will continue to have good test scores in many areas. Still need to bring up secondary math. Declining enrollment is a major concern. Declining state funding major concern.
- Very optimistic
- Very positive -- board, staff, community (for the most part) working well together as a team
- Declining enrollment is an issue. Still very optimistic
- The future of education in our school district is bright. There are lots of opportunities to place highly qualified professionals in positions to positively impact students.
- We are dependent upon enrollment, so we live from year to year. This makes establishing a school with adequate facilities next to impossible.
- Good

- Finance is a major issue as we are a declining enrollment rural district with a very low per pupil assessed valuation.
- We are getting better and could be great with more funding
- From the facilities point of view, we desperately need space and modern facilities. Our school environments leaves much to be desired - and yet, our students and teachers are performing at a high to excellent level!
- I'm optimistic. However, my optimism is tempered by the realities of school funding limitations.
- Positive if funded.
- Hopeful but concerned relative to funding
- Positive, generally things are improving.
- These are very challenging times for our district. We are in our sixth year of dealing with declining enrollment. Our scores improved last year but we still are far below the state average in most areas. Our facilities are relatively old yet within this community are looked at as being newer. For example, the high school was built in the mid-70's yet it is still described as the district's new high school. We feel we are on the right track but we are challenged by high poverty rates within the district and a large ESL population.
- Overall, very positive. Due in large part to comprehensive school reform efforts. I remain concerned that progress won't be reflected in CSAP scores or SAR data due to extreme small number of students.
- Improved student achievement
- Excellent
- We are an excellent school district that can exemplify the concept of moving from good to great.
- Good if we can keep good teachers.
- Increased funding from the state will be essential for retaining excellent teachers.
- We are a small rural school district which has been fortunate to have an extremely supportive community. The future of education in [our district] will only be effected by the economics of agriculture as more and more farms sell out or dry up our student population decreases thus making our future look somewhat grim! Our district has maintained nice reserves and is prepared for a rainy day!
- The communities and patrons of the school district strongly support our schools and our school district. I believe our school district is on the right track in raising student achievement and test scores. I am disappointed that the state and NCLB have put so much emphasis on one test and that our schools are being graded based on that test score.
- [recently] we moved into a new Jr./Sr. High school building and I have seen a remarkable difference in the attitude of our students, teachers and community. We are much more positive about education. We are making good improvement with our state assessment. Hopefully with a state capital construction grant for a new elementary school building this attitude will carry on with the younger students and parents.
- Very good but our enrollment is dropping
- I feel great! The community is supportive and we are on the move.
- Encouraged and optimistic.

### Question 19: How do you feel about the future of education, generally, in the state of Colorado?

- We are on the right track, but funding must be figured out. We are doing good things.
- Guarded
- Not optimistic
- Not so good. Accountability is very important, but at this time I think we are stressing out our teaching staff and not paying them what they are worth.
- Time to step up and stress the importance of public education.
- I believe that the future in education is going to be good. Educators are the best at being given unbelievable challenges and making it work. I hope that there is more support in the future for the good things that happen in education.
- Not very good
- Lack of funding will drive away good educators and students
- Concerned
- Guarded optimism
- Very muddled future due to constant changes by legislature and the inability for funding of mandated issues
- Currently the picture is bleak.
- Given where we are in total funding compared to other states do not think the future is all that bright.
- Apprehensive

- Most of the growth in El Paso county has been in an eastward and northern direction from Colorado springs. The latest information indicates at least another 300,000 people moving into the county. Many former rural school districts are becoming bedroom communities for businesses in Colorado springs. As a result the assessed evaluation does not meet the immediate facilities needs of these school districts to accommodate the increased enrollments. If the state and county want continued growth the local school districts are going to require state assistance in order to meet the educational needs and rights of these students.
- Concerned
- Education will suffer as the economy drops off. We will not be able to attract and keep quality teachers and principals if we cannot pay them adequate wages.
- Cautiously optimistic
- Funding is an ongoing concern
- Not good
- I worry about the constant power struggle that seems to occur with regard to governance of schools. Much of what I believe to be the cornerstones of local control have been seriously eroded. I truly believe there are high ranking government officials who want to dismantle public education. I see the state at a definite cross-roads in this regard.
- Good if we can change tabor and NCLB
- The future is not bright with the decline of local control of schools, increased regulations and accountability combined with a bleak economic future.
- I am concerned about low ethical standards, teaching kids garbage, and lack of funding
- The emphasis on testing takes the joy and funds out of education. Colorado does not seem to have the tax base or will to tax for education. We will be struggling in the future, because our budget is so small. We ...have very few funds in our capital reserves.. Increased student numbers also translate into more staff, more salaries and benefits. - how do we remain positive? It's the kids!
- Again, I'm optimistic. However, the ebb and flow of political influences on education is difficult to stomach.
- The loss of local control in all areas is of great concern
- I am concerned about trends I see than could lead to the destruction of public education.
- I believe the state is on the right track educationally. We are looking at data more intelligently and are tracking students to determine long term growth. We still are under funding our local schools and we still are not doing a good job of making charter schools and on-line schools accountable.
- Hopeful, especially if educational funding is increased and school funding issues are resolved. Once this is done, Colorado can continue their efforts to focus attention on educational practices and student achievement. I remain concerned about the blurring of lines between local control and state and federal mandates.
- Colorado needs to fund education adequately
- Good
- Tenuous if we can't get a handle on school finance appropriation.
- The future of education in Colorado has never looked so grim! Until we can get a fix on tabor and have some compromise with NCLB the road ahead looks rough!
- The future of "public" education is in jeopardy. I am worried that public schools will be left with the students who are turned away because they do not have the tuition to pay for the private school or because they are second language learners or a child with a disability.
- The state is in a real fiscal dilemma. Until the state gets tabor modified to where all state agencies dependent on taxes are funded properly we are going to struggle to maintain where we are now. As a very small school district in the state the requirements of NCLB scares me. Most of us will never be able to find teachers willing to get highly qualified for a single class or two. We don't have multiple sections of curricular offerings where one teacher has a full schedule and meets the NCLB guidelines. Assessment and accountability are long overdue and good for education but it has to be within an obtainable goals. You gave me a soap box so I guess I took advantage. Have a nice day and thanks for asking my opinion.
- Good if funding for all mandates is improved
- Not so great. State government is overly involved and simply muddies the water.
- Statewide I am optimistic but concerned about funding.

## Facilities Manger Survey

### "Other" Building Description:

- |  |                                       |  |
|--|---------------------------------------|--|
| • 2-8 (2)  | • Food service/warehouse              | • Maintenance & grounds equip. Storage |
| • 9-12   | • Grade 3,4 &5                        | • Middle/high school                   |
| • 4-6  | • Grades kg, 1 & 2                    | • Mixed use                            |
| • 5-12 instrumental music and transportation office/shop | • Grandstands                         | • Montessori                           |
| • 6- 12 special  | • Gym for fms                         | • MS/HS ind arts                       |
| • 7 thru 12  | • Gym/music/art/aud                   | • Multi-use                            |
| • 7-12 and admin offices                                 | • Heat plant                          | • One level/basement                   |
| • Admin pk-1   | • High school                         | • Post-secondary                       |
| • Administration   | • Junior/senior high                  | • Pre k - 12 (5)                       |
| • All above x alt.                                       | • K-1                                 | • Prek-6                               |
| • Alternative & preschool                                | • K-12 (3)                            | • Preschool (2)                        |
| • Athletic complex                                       | • K-12 and admin. Office              | • Shop (2)                             |
| • Athletic stadium (2)                                   | • K-12 art/k-8 math                   | • Shop/barn                            |
| • Bus barn (3)   | • K-12 building                       | • Special (3)                          |
| • Bus garage   | • K-12 in one building.               | • Sports complex                       |
| • Bus shop & bus storage                                 | • Vocational and bus shuttle separate | • Stadium (3)                          |
| • Bus storage  | • K-12 library                        | • Transportation (6)                   |
| • District kitchen                                       | • K-12/administration                 | • Transportation/facilities            |
| • Early childhood, audiology, pre-school                 | • K-3                                 | • Vacant                               |
| • Es charter   | • K-8 charter                         | • Votech                               |
| • Facilities   | • K-8 Montessori                      | • Warehouse                            |
| • Facilities garage                                      | • Kindergarten                        | • Warehouse                            |
| •  | • Maintenance (3)                     | • Year round school (9)                |

### "Other" Construction Type:

- |                   |                                   |                       |
|-------------------|-----------------------------------|-----------------------|
| • Brick (50)      | • Concrete masonry and metal (2)  | • Metal               |
| • Brick & frame   | • Concrete-filled Styrofoam block | • Mobile (2)          |
| • Brick veneer    | • Masonry, metal, &prefab         | • Portable classrooms |
| • Combination (5) |                                   | • Rock                |
| • Concrete (2)    |                                   | • Wood frame (2)      |

### Please identify the facility's most important/immediate capital need:

- |   |   |
|---|---|
| • 2 boilers   | • Boiler (3)  |
| • 2 condensing units  | • Boiler system replacement in high school wing                             |
| • 3 condensing units  | • Boiler/ac improvement   |
| • Ac/asbestos abatement/fire alarm upgrade  | • Boiler/asbestos abate   |
| • Ac/classrooms   | • Boiler/new heating system   |
| • Ac/fire safety/space  | • Boilers, AHUS   |
| • Ac/roofing/technology   | • Boilers, heat pumps   |
| • ADA remodels  | • Boilers/HVAC  |
| • ADA, tech, cafeterias   | • Building is old, needs plumbing, electrical heating and lighting upgrades |
| • Additional classrooms; additional computer lab; multi-purpose room; drainage; parking space; paving | • Building needs to be replaced due to safety and ADA issues                |
| • Additional seating capacity   | • Building to be demo'd & rebuilt 2006                                      |
| • Air conditioning (30)   | • Capacity inc/security   |
| • Asbestos abatement, gym is not fire compliant and safe  | • Capacity increase   |
| • Asbestos floor tile (4)   | • Carpet replacement, roof repair this summer                               |
| • Asbestos, roof  | • Carpet, roof repair this summer   |
| • Asphalt & drainage (4)  | • Central heating/air system  |
| • Auditorium  | • Complete the roof replacement   |

- Controls
- Controls and HVAC (2)
- Convert coal fired boiler system
- Convert from a coal fired boiler system.
- Converting from a coal fired boiler system.
- Covered parking/EPA compliance
- Detection/alarm
- Drainage and sidewalks
- Drainage improvements, roof
- Ed program impr
- Elec. Upgrade/computers
- Electrical up grade, ventilation/air conditioning, library expansion
- Electrical/ac
- Electrical/restrooms
- Equipment storage
- Exhaust system/air cond
- Expand the facility
- Expanded playground
- Expansion
- Expansion of pre school
- Expansion: \$300,000
- Finish renovation/addition
- Fire alarm replacement
- Fire alarm system (3)
- Fire alarm system, boiler
- Fire alarm system, boiler, roof
- Fire alarm system, boiler, roof
- Fire alarm upgrade/ac
- Fire alarm upgrade/ac/repair flooring
- Fire safety/HVAC (2)
- Floor covering (suspect asbestos tile); air conditioning; roofing
- Flooring replacement (3)
- Foundation
- General renovation
- Grand stand/press box/lighting
- Grounds drainage
- Handicap accessibility lighting and electrical upgrades
- Health & safety (3)
- Heating and air conditioning, fire alarm and bell system
- Heating/ventilating system
- HVAC & electrical
- HVAC in portion of building, roof & drainage on gym, parking lot, electrical, carpet, science lab
- HVAC replacement
- HVAC system (16)
- HVAC, chained doors
- HVAC/termites/roofing
- Improve outdoor PE and athletic facility
- Improved outdoor playground
- Increase capacity, replace mechanical systems
- Increase size
- Increased district enrollment
- Information technology (8)
- Initially thinking is to build a new high school and move both middle schools into this building. We will need to pass a bond issue to build this building.
- Install video security system
- Instructional space
- Interior finishes (23)
- Lack of space
- Landing outside front door at main entrance and replacement of doors.
- Leaking roof, chained doors, temporary walls that move when touched playground dangerous equipment
- Leased modular: none
- Library expansion (2)
- Lighting/fire safety
- Lighting/pavement
- Lightning protection
- Locate Vo. Ag. Facility on campus
- Locker rooms
- Maintenance
- Maintenance / renewal (2)
- Master clock
- Mechanical systems (5)
- Mechanical, water
- Mechanical/electrical (2)
- Mechanical/structural
- More classroom space; updated gym; re-roofing; drainage;
- More space
- Need to add space for additional buses and staff
- Need to upgrade capacity
- Needs to be replaced for capacity and safety concerns (3)
- New building
- New building for transportation
- New roof (2)
- New roof and fire alarm system
- New roof, garage doors
- New well
- New windows & doors
- No needs (16)
- None, addition under construction
- North wing renovation
- Out of modulares and in a permanent building
- Parapet cap
- Parking, traffic safety
- PE/athletics
- Pedestrian/vehicle safety
- Playground
- Plumbing systems (3)
- Plumbing/electrical
- Remodel (16)
- Renovate main entrance with safer walk
- Renovation/addition

- Replace 15 yr old temporary classrooms with permanent
- Replace heating system
- Replace roof
- Replace uni-ventilators (2)
- Replace windows in classrooms
- Replacement
- Replacement facility
- Rewiring
- Rewiring/insulation
- Roof (6)
- Roof repairs/cooling
- Roof, heating, space
- Roof/ceiling, insulation, need for more space
- Roof/locker/classrooms
- Roofing
- Roofs and security
- Room (2)
- Rtu, gym floors
- Safer pedestrian & vehicular traffic system.
- School needs replaced.
- Science and technology
- Science facilities
- Science facility
- Security and a/c
- Security and carpet
- Security system
- Security system and carpet
- Sink/faucet/wall rep
- Space, air conditioning, electrical & tech needs (9)
- Space, electrical & tech needs (3)
- Storage and bus lane (2)
- Storage area
- Storage of buses
- Technology (6)
- Technology wiring
- Technology wiring for distance learning
- The charter school leases facilities: one is a former recreation center and one is a modular building with several sections.
- The football field needs to be recrowned and returfed for proper drainage and growth of turf. In addition, new stadium seating needs to be added.
- The long range plan for this building is to make this school an intermediate school (3-5) and move grades 6-8 to the current high school building or build and one new middle school. (2)
- The long range plan is to add 6 to 8 classrooms to this building. We will need to pass a bond issue to add onto this building.
- The long range plan is to make this school a primary school and move grades 3-5 to north valley middle school and to move grades 6-8 to one middle school in the school district whether that be the current high school building or a new building. (2)
- The school district needs to move the transportation barn to the north side of [city] and away from the schools. Presently, the school district owns land on the north side of [city].
- The school district will need to add offices to this facility.
- The school will be remodeled starting 3/05 ending 7/07
- This building needs to be renovated or demolished and a new building for maintenance needs to be constructed.
- This building will be constructed to meet development growth in the southwest corner of our school district near firestone. We will need to pass a bond issue to build this building.
- To have additional classrooms.
- Total renovation
- Upgrade heating ac
- Upgrade HVAC system (2)
- Upgrade lighting
- Vocational shop is inadequate
- Windows/asbestos/gym floor/restrooms
- Windows/restrooms

## Appendix D: Participating Districts

District	Region	Facility	Superintendent
Academy School District 20	Pikes Peak	✓	
Adams 12 Five Star Schools	Metro	✓	
Adams County School District 14	Metro	✓	✓
Agate School District 300	Northeast	✓	✓
Arriba-Flagler Consolidated #20	Northeast	✓	✓
Ault-Highland School District Re-9	North Central	✓	✓
Aurora District 28J	Metro	✓	
Bethune District R-5	Northeast	✓	✓
Big Sandy School District 100-J	Pikes Peak	✓	✓
Briggsdale District Re-10	North Central	✓	✓
Brighton School District 27J	Metro	✓	
Buffalo RE 4	Northeast		✓
Burlington District Re-6J	Northeast	✓	✓
Byers School District 32J	Northeast	✓	✓
Calhan District RJ-1	Pikes Peak	✓	✓
Cherry Creek District 5	Metro	✓	✓
Cheyenne County School District RE-5	Northeast	✓	✓
Cheyenne Mountain District 12	Pikes Peak		✓
Colorado Springs District 11	Pikes Peak	✓	
Cotopaxi District Re-3	Pikes Peak	✓	✓
Cripple Creek-Victor District RE-1	Pikes Peak	✓	✓
Denver District 1	Metro	✓	✓
Dolores District RE 4A	Southwest	✓	✓
Durango District 9-R	Southwest		✓
East Grand District 2	Northwest	✓	
Edison District 54JT	Pikes Peak	✓	✓
Elbert District 200	Pikes Peak	✓	✓
Ellicott District 22	Pikes Peak	✓	✓
Falcon District 49	Pikes Peak	✓	
Fort Morgan District Re-3	North Central	✓	✓
Fountain District 8	Pikes Peak	✓	
Fowler District R4 J	Southeast	✓	✓
Frenchman RE-3	Northeast	✓	✓
Hanover School District	Pikes Peak	✓	✓
Harrison District 2	Pikes Peak	✓	
Hinsdale District Re 1	West Central	✓	✓
Jefferson County District R-1	Metro	✓	
Kit Carson District R-1	Northeast	✓	✓
Lewis-Palmer District 38	Pikes Peak	✓	✓
Littleton District 6	Metro	✓	✓

District	Region	Facility	Superintendent
McClave District RE 2	Southeast		✓
Moffat District 2	Southwest	✓	✓
Monte Vista District C-8	Southwest	✓	✓
Montezuma-Cortez District RE 1	Southwest	✓	✓
Norwood School District R-2J	West Central	✓	✓
Ouray District R-1	West Central		✓
Park County District Re-2	Northwest	✓	✓
Park District R-3	North Central	✓	✓
Pawnee District Re-12	North Central	✓	
Plainview District Re-2	Southeast	✓	
Platte Canyon District 1	Metro	✓	✓
Pritchett District Re-3	Southeast	✓	
Rangely District RE-4	Northwest	✓	✓
Rocky Ford School District R2	Southeast	✓	✓
Sanford District 6J	Southwest		✓
Sheridan District 2	Metro	✓	✓
Silverton District 1	Southwest	✓	✓
South Conejos District RE 10	Southwest	✓	✓
South Routt District Re3	Northwest	✓	✓
Springfield District Re-4	Southeast	✓	
Steamboat Springs Dist. Re2	Northwest	✓	✓
Strasburg District 31 J	Northeast	✓	
Stratton District R-4	Northeast		✓
Summit District Re1	Northwest	✓	
Telluride District R-1	West Central	✓	✓
Walsh District Re-1	Southeast	✓	✓
Weld County RE 1 - Gilcrest	North Central	✓	✓
Weldon Valley RE-20(J)	North Central		✓
Westminster District 50	Metro	✓	
Widfield District 3	Pikes Peak	✓	✓
Wiley District Re-13 JT	Southeast	✓	✓
Wray RD-2	Northeast	✓	✓
Total		64	55

## A p p e n d i x E : S u r v e y I n s t r u m e n t s

**COLORADO K-12 SCHOOL CAPITAL REQUIREMENTS DATA SURVEY**

<b>Facility Survey - Superintendents/CFOs</b> For some questions, there is further elaboration on how the question should be answered. Please click on the questions in column A to see if more information is available. Please put all responses in column B.						
<b>Completed By:</b>						
<b>Contact Phone:</b>						
<b>Date:</b>						
<b>School District:</b>						
<b>Q1. Total Number of School Facilities in District:</b>						
Elementary Schools:						
Middle or K-8 Schools :						
High Schools:						
<b>Q2. Please indicate the NUMBER of school facilities in your school district which have curriculum areas that fall into the following levels of educational adequacy. (The numbers will total across the row in column G automatically.):</b>						
<b>Elementary Schools</b>	Very Adequate	Adequate	Inadequate	Very Inadequate	Not Applicable	Total
English						0
Social Science						0
Math						0
Foreign Language						0
Science						0
Music/Art						0
Physical Education						0
Special Education						0
Pre-School						0
After School						0
Overall Educational Adequacy						0
<b>Middle or K-8 Schools</b>	Very Adequate	Adequate	Inadequate	Very Inadequate	Not Applicable	Total
English						0
Social Science						0
Math						0
Foreign Language						0
Science						0
Music/Art						0
Physical Education						0
Special Education						0
Pre-School						0
After School						0
Overall Educational Adequacy						0
<b>High Schools</b>	Very Adequate	Adequate	Inadequate	Very Inadequate	Not Applicable	Total
English						0
Social Science						0
Math						0
Foreign Language						0
Science						0
Music/Art						0
Physical Education						0
Special Education						0
Pre-School						0
After School						0
Overall Educational Adequacy						0

**COLORADO K-12 SCHOOL CAPITAL REQUIREMENTS DATA SURVEY**

<b>Q3. How many of the school facilities in your school district fall into each of the following levels of adequacy for space, in respect to the school's enrollment:</b>						
<b>Facilities</b>	Very Adequate	Adequate	Inadequate	Very Inadequate	Not Applicable	Total
Elementary Schools						0
Middle Schools or K-8						0
High Schools						0
<b>Q4. How many of your district's school buildings fall into each of the following levels of adequacy for their accommodation of technology in instruction:</b>						
<b>Facilities</b>	Very Adequate	Adequate	Inadequate	Very Inadequate	Not Applicable	Total
Elementary Schools						0
Middle Schools or K-8						0
High Schools						0
<b>Q5. Do you anticipate putting a revenue increase measure on the ballot in your district within the next three years?</b>	please select one					
<b>Q6. During the last three years, how much money has been spent on capital construction in your district, including new buildings, replacement, renovation, remodel and technology?</b>	\$0.00					
<b>Q7. Please indicate what amounts of this money came from the following sources:</b>						
Bond	\$0.00					
Mill levy override	\$0.00					
Capital reserve	\$0.00					
Other (e.g., operating fund, other grants, lease/purchase, etc.)	\$0.00					
Please specify "other source(s)" in next column:						
<b>Q8. What is your FY 05 budget for facilities maintenance?</b>	\$0.00					
Percent of the total budget:	0%					
<b>Q9. How has your district allocated its capital and insurance reserve funding for FY 04?</b>						
Capital (including facilities maintenance and renewal):	0%					
Technology:	0%					
Insurance:	0%					
Remain in reserve for future use:	0%					
<b>Q10. What is the estimated total amount of funding needed for deferred maintenance in your district?</b>	\$0.00					
<b>Q11. Do you have a written long range facilities plan for the district?</b>	please select one					
If yes:						
When was this plan completed?	January-05					
What is the total amount of facilities funding needed for deferred maintenance in your district?	\$0.00					
Has a copy of the plan been submitted to the State Department of Education, Capital Construction?	please select one					
<b>Q12. How important do you think school facilities are to the academic and social success of students?</b>	please select one					
<b>Q13. How important do you think facilities are to a district's ability to attract and retain quality teachers and principals?</b>	please select one					
<b>Q14. Which of the following is the most pressing issue facing your school district these days?</b>	please select one					
<b>Q15. How do you think people in your community rate the quality of the facilities in your school district?</b>	please select one					
<b>Q16. Has inadequate financial resources been a source of serious disappointment to you as a superintendent?</b>	please select one					

**COLORADO K-12 SCHOOL CAPITAL REQUIREMENTS DATA SURVEY**

<b>Q17. Please rate the importance of the following characteristics to being an effective superintendent.</b>		
Collaboration with school board and management team:	please select one	
Representativeness of the community:	please select one	
Understanding of education issues:	please select one	
Understanding of school finance:	please select one	
Understanding of school law:	please select one	
Understanding effective management:	please select one	
Focus on student achievement:	please select one	
Effective decision-making process:	please select one	
Open communications:	please select one	
Informed discussion of issues:	please select one	
Mutual respect and respect for teachers, administrators and school board members:	please select one	
Please indicate other characteristics you think are essential to being an effective superintendent that were not included in the list above (in next column):		
<b>Q18. How do you feel about the future of education in your school district? (Please enter response in next column)</b>		
<b>Q19. How do you feel about the future of education, generally, in the state of Colorado (Please enter response in next column)?</b>		
<b>THANK YOU!</b>		

# COLORADO K-12 SCHOOL CAPITAL REQUIREMENTS DATA SURVEY

<b>Colorado K-12 Schools - Capital Requirements Survey</b> Please click in each of the cells in column A, and a further explanation of how to complete each question will appear in column B (please do not put any responses in Column B). If you have any questions or need help or further explanation, please e-mail Mary Wickersham:		<i>Completed By:</i>	
		<i>Contact Phone:</i>	
		<i>Date:</i>	
		<i>School District:</i>	
		Facility #1	Facility #2
<b>School/Facility Name:</b>			
<b>School/Facility Location:</b>			
<b>Basic Site Data</b>			
<b>Building Description:</b>		please select one	please select one
<i>"Other" Building Description:</i>			
<b>Construction Type:</b>		please select one	please select one
<i>"Other" Construction Type:</i>			
Number of Buildings:			
Number of Stories (Building 1):			
If applicable:			
Number of Stories (Building 2):			
Number of Stories (Building 3):			
<b>Year Original Facility Built:</b>			
If applicable:			
Year of subsequent major addition:			
Year of subsequent major addition:			
Year of subsequent major addition:			
<b>Year of Last Major Renovation:</b>			
<b>Total Gross Building Area (SF):</b>			
<b>Facility Has Air Conditioning:</b>		please select one	please select one
<b>Temporary Facilities:</b>			
Number of Portable/Temporary Structures:			
Total Area of Portable/Temporary Structures (SF):			
<b>Rated Student Capacity:</b>			
<b>Number of Students Enrolled:</b>			
<b>Functional Adequacy</b>			
Please rate the following facility focus areas' functional adequacy on a scale of "very adequate" to "very inadequate."			
<b>Overall Functional Adequacy:</b>		please select one	please select one
<b>Focus Areas (if applicable):</b>			
Science:		please select one	please select one
PE-Athletics:		please select one	please select one
Vocational:		please select one	please select one
Fine Arts:		please select one	please select one

## COLORADO K-12 SCHOOL CAPITAL REQUIREMENTS DATA SURVEY

		Facility #1	Facility #2
Core:		please select one	please select one
Technology:		please select one	please select one
Code Compliant:		please select one	please select one
Site:		please select one	please select one
<b>Overall Physical Condition of Facility:</b>		please select one	please select one
<b>Estimated Costs for Improvement</b>			
<b>Overall Cost of Capital Needs:</b>		\$0.00	\$0.00
<b>Specific Costs (if applicable):</b>			
Health and Safety:		\$0.00	\$0.00
Deferred Maintenance/ Capital Renewal:		\$0.00	\$0.00
Capacity Increase:		\$0.00	\$0.00
Educational Program Improvments:		\$0.00	\$0.00
<b>Please identify the facility's most important/immediate capital need:</b>			